












Bonds - Convertibles Other



All calculations in USD

Fund Managers

Average Manager Total Return : 6.9% (31 December 2012 - 31 December 2013)		Total Return
1of 18	 Iris Grumm Macquarie MS Convertibles Emerging Markets T	12.9%
2of 18	 Hubert d'Ansembourg  TreeTop Convertible Pacific A EURTreetop Scolea SICAV Pacific	12.2%
2of 18	 Jacques Berghmans  Treetop Scolea SICAV PacificTreeTop Convertible Pacific A EUR	12.2%
4of 18	 Rishabh Tiwari Salm Asia Convertible V	11.9%
5of 18	 Mike Reed  BlueBay Em Mkt Convertible Bond R USD	8.7%
5of 18	 Alessandro Esposito  BlueBay Em Mkt Convertible Bond R USD	8.7%
7of 18	 Stephen Ellis GCP Infrastructure Inc	8.6%

Average Manager Total Return : 6.9% (31 December 2012 - 31 December 2013) **Total Return**

7of 18  **Rollo Wright**
GCP Infrastructure Inc 8.6%

9of 18  **Davide Basile**
 RWC Asia Convertibles B USD 8.1%

10of 18  **Carsten Oppelt**
 Man Convertibles Far East MUS D1 EUR 8.0%

11of 18  **Alain Eckmann**
UBS (CH) Bond Fund - Convert Asia P 6.6%

12of 18  **Beat Thoma**
Schroder ISF Asian Convertible Bond A Acc 3.9%

12of 18  **Peter Reinmuth**
Schroder ISF Asian Convertible Bond A Acc 3.9%

14of 18  **Kris Deblander**
Edmond de Rothschild Emerging Convertibles A 3.4%

15of 18  **Grace Chung**
PARVEST Convertible Bond Asia C C USD 2.2%

16of 18  **Lenny Kessler-Vaschetti**
LO Selection - Shanti Convertibles Asia (USD) PA 0.9%

Average Manager Total Return : 6.9% (31 December 2012 - 31 December 2013) **Total Return**

16of
18



Eric Mookherjee
LO Selection - Shanti Convertibles Asia (USD) PA

0.9%

18of
18



Nathalia Barazal
LO Funds - Convertible Bond Asia (USD) P ALO Funds II -
Convertible Bond Asia (USD) I A

0.8%

Average Manager Total Return : 6.9% (31 December 2012 - 31 December 2013)

Managers with less than 12 months history are below. View 1 month performance



Ulrich Sperl
UBS (CH) Bond Fund - Convert Asia P

Performance is for the period shown (month end to month end, bid/bid, gross income reinvested, calculated in USD).

Portions of the information contained on this page was derived by Citywire Financial Publishers Ltd using content supplied by Lipper, A Reuters Company.

Fund performance statistics: Lipper Limited Copyright View limitations & usage restriction

© 2014 citywireglobal.com. All Rights Reserved.

Citywire Financial Publishers Ltd. is authorised and regulated by the FCA no: 222178 to provide investment advice and is bound by its rules.