



TreeTop Global Conservative Sub-fund of TreeTop Global SICAV

Managed by TreeTop Asset Management S.A., management company under Luxembourg law

The present marketing communication on its own does not give complete information about the SICAV and should therefore be read before any investment together with the Key Information Document (KID), the prospectus as well as the latest annual/semi-annual report of the SICAV.

Technical Datasheet

General Information

Name of the sub-fund	TreeTop Global Conservative, a sub-fund of TreeTop Global SICAV			
Legal form	Sub-fund of a SICAV under Luxembourg law			
Type of financial product	Undertaking for Collective Investment			
Duration of the product	Indefinite			
Currency	EUR			
Investment objective (related to class A EUR)	<p>The product aims to increase the value of your investment over the medium term, while preserving a portion of the capital invested, through active management of a diversified portfolio composed of different asset classes.</p> <p>Under normal market conditions, the product invests in a diversified portfolio with a focus on the fixed income asset class: mainly bonds, money market instruments and bank deposits in euro. However, up to one third of the portfolio can be invested in shares. The product may invest in these asset classes either directly or through fund units. Where applicable, the product will invest in Euro products, hedged against currency risk, insofar as such products exist. It may invest in securities of issuers from around the world, including emerging markets. In order to diversify the sources of performance, the manager invests in different asset classes and selects securities or units of funds managed by different managers within each of these classes. The equity component of the portfolio will be primarily comprised of units of TreeTop Asset Management funds, each of which applies its own active management approach. The product is managed on a discretionary basis without reference to a market index.</p> <p>You may place orders to buy or sell the product on a daily basis.</p> <p>This product does not distribute dividends (which means that the income generated is added to the price of the product).</p> <p>The product is aimed at individual investors wishing to invest for the long term (we recommend an investment horizon of 3 years). The investor must have a good knowledge of the risks associated with financial markets and be prepared to accept capital losses due to fluctuations in the value of the assets in the portfolio.</p> <p>These objectives as well as the investment policy are an exact copy of those indicated in the corresponding KID.</p> <p>The investment which is promoted concerns the acquisition of units or shares in a fund, and not in a given underlying asset.</p>			
Share classes	Class	Dividend policy	Launch date	ISIN code
	A EUR	Capitalisation	11/05/2015	LU1229301061
	D EUR	Distribution	11/05/2015	LU1229301145
Managers	Jacques Berghmans, Andrew Dalrymple and Sharon Bentley-Hamlyn			

Sub-fund assets (as of 28/06/2024)	€ 9 million
Recommended holding période	More than 3 years

Manager and Distribution

Management Company	TreeTop Asset Management S.A., a management company under Luxembourg law
Custodian Bank	Banque Degroof Petercam Luxembourg S.A.
Financial Service (Belgium)	Banque Degroof Petercam S.A.
Financial Service (Luxemburg)	Banque Degroof Petercam Luxembourg S.A.
External Auditor	PricewaterhouseCoopers
Liquidity	Daily
Display of NAVs	NAVs are published on the website www.fundinfo.com
Minimum initial subscription	250 €
Cut-off	11am
Registered in	Belgium and Luxembourg
Documents	The KID, as well as the prospectus and periodic reports in English, French and Dutch are available on request and free of charge from TreeTop Asset Management S.A. 12 rue Eugène Ruppert L-2453 Luxembourg, from the bank in charge of the fund administration in Belgium: Banque Degroof Petercam SA, rue de l'Industrie 44 in B-1040 Brussels or on https://www.treetopam.com/en/funds/treetop-active-funds .

Fees and Taxation

Entry fee	None
Redemption fee	None
Management fees and other administrative or operating costs	A: 1.3%; D: 1.3%
Transaction costs	A: 0.2%; D: 0.2%
Performance fee	None
Stock exchange transaction tax	Class A : 1.32% max. € 4,000 ; Class D : Not applicable
Belgian savings tax on redemption	30% at redemption (cf article 19 bis of CIR)
Belgian withholding tax	Class A : Not applicable ; Class D : 30% on dividends
	The tax regime applies to an average retail customer, being a natural person residing in Belgium.

Risk Indicator (class A EUR)



For further information on the risks and the risk indicator of the fund, please refer to the latest KID of concerned classes.

The summary risk indicator is a guide to the level of risk of this product compared to other products. It shows how likely it is that the product will lose money because of movements in the markets or because we are not able to pay you.

We have classified this product as 5 out of 7, which is a medium-high risk class. This indicator assesses potential losses in future returns at a medium-high level, and poor market conditions will likely affect the value of the shares in which the product invests and therefore the value of the product itself.

This level of risk reflects the fact that the product may invest up to one-third of its portfolio in shares or units of funds investing in shares and/or convertible bonds, and that it may favor particular economic sectors or regions, including emerging markets.

Under unusual market conditions, additional risks could arise: liquidity (convertible bonds may become hard to value or to sell at a desired price and time), default (an issuer's bonds could become worthless if it is unable

to repay its debts), counterparty (the product could lose money if any entity with which it does business becomes unwilling or unable to honor its obligations to the product), legal and tax risks (the product could be affected by foreign legal and tax changes, some of which may be retroactive). Please refer to the prospectus for more details. This product does not include any protection from future market performance so you could lose some or all of your investment.

Legal Information

This Quarterly Report should not be considered as investment advice.

The management company may, under the conditions provided for by article 93bis of Directive 2009/65/EC, decide to suspend the sales of the fund's share classes in Belgium. Investors will then have a period of notice allowing them to exit free of charge.

Complaints can be addressed to the attention of the "Compliance Officer", at the following address: TreeTop Asset Management Belgium, rue des Francs, 79 b7, 1040 Brussels. We will send you an acknowledgement of receipt within 5 working days. We will analyze your complaint, if necessary in consultation with the management company, and give a detailed response in the month following its receipt, provided that the complaint is complete and specific.

Complaints relating to investment products and services can be addressed to the Ombudsfm (Banks, Credits and Investments Mediation Service), North Gate II, Avenue Roi Albert II 8, B-1000 Brussels (www.ombudsfm.be or ombudsman@ombudsfm.be). The mediation service may suggest solutions for resolving the dispute. In the event of a lack of mutual acceptance of the proposed solutions, either party can turn to the competent courts.

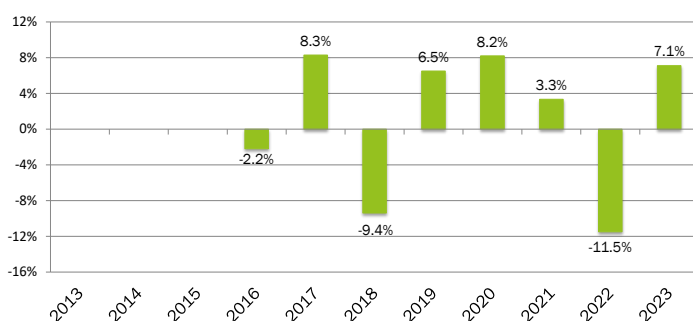
You can obtain a summary of the rights of investors at <https://www.treetopam.com/en/regulatory-information> (in English) in the section "Rights of investors in UCIs managed by TreeTop".

Performance of TreeTop Global Conservative A EUR as of 28 June 2024

NAV evolution of TreeTop Global Conservative A EUR¹ since inception



Calendar year performance of TreeTop Global Conservative A EUR¹ since inception



Performance summary As of 28 June 2024

TreeTop Global Conservative A EUR ¹	
Cumulated returns	
1 month	0.6%
3 months	1.3%
YTD	5.3%
1 year	9.6%
Annualized returns	
3 years	-0.1%
5 years	2.7%
Inception	1.2%

Source: Degroof Petercam Asset Services for the period 2015-2024 (base 100 at inception date: 11/05/15).

Past performance and NAV evolution are no guarantee of future performance.

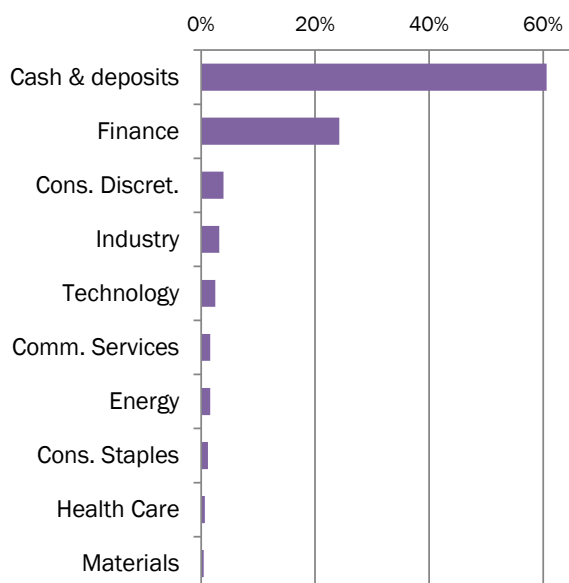
The returns, calculated in the reference currency (EUR), do not reflect any entry charges or taxes a Belgian private individual might have to pay.

¹ There is another share class (D EUR): the relevant returns as well as the net asset value evolution are available on request and free of charge from TreeTop Asset Management S.A. and are also presented on our website

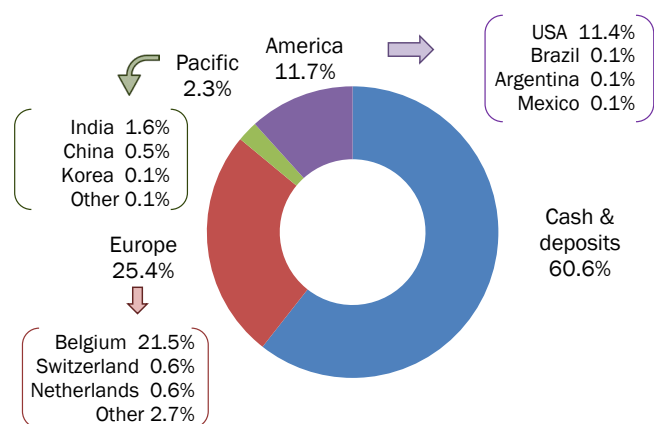
<https://www.treetopam.com/en/funds/treetop-active-funds>.

Portfolio Structure as of 28 June 2024

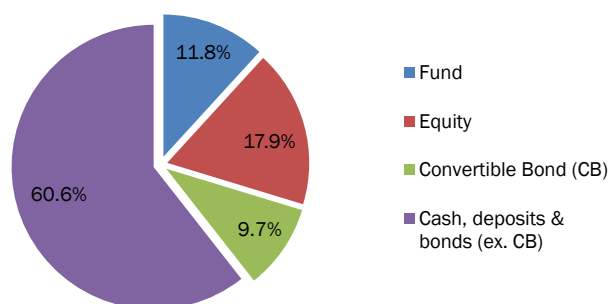
Sector breakdown



Geographic breakdown



Type of securities



Main holdings of the portfolio

Securities	Issuer	Underlying	Country	Sector	% NAV
Fund	TREETOP WD ESG LEAD. EQ. INDEX	TREETOP WD ESG LEAD. EQ. INDEX	BELGIUM	FINANCE	11.8%
Conv. Bond	FORTIS BANK LIB+2.0% (perp)	AGEAS "cashes"	BELGIUM	FINANCE	9.7%
Equity	DECKERS OUTDOOR	DECKERS OUTDOOR	USA	CONS. DISCRET.	0.8%
Equity	WELLS FARGO	WELLS FARGO	USA	FINANCE	0.8%
Equity	ARCHER-DANIELS-MIDLAND	ARCHER-DANIELS-MIDLAND	USA	CONS. STAPLES	0.7%
Equity	ULTA BEAUTY	ULTA BEAUTY	USA	CONS. DISCRET.	0.6%
Equity	PAYPAL HOLDINGS	PAYPAL HOLDINGS	USA	FINANCE	0.5%
Equity	RTX	RTX	USA	INDUSTRY	0.5%
Equity	ETSY	ETSY	USA	CONS. DISCRET.	0.5%
Equity	CHARTER COMMUNICATIONS	CHARTER COMMUNICATIONS	USA	TELECOM	0.4%
TOTAL					26.3%

Source: TreeTop Asset Management S.A.

Portfolio Composition as of 28 June 2024 (1/3)

Underlying	Region	% portf.	Sector	Type of security
AB DYNAMICS	EUROPE	0.08	CONS. DISCRET.	Equity
AEROVIRONMENT INC	AMER/USA	0.06	INDUSTRY	Equity
AGEAS / FORTIS BANK SA/NV FRP	EUROPE	9.72	FINANCE	Convert. Bond
AIXTRON	EUROPE	0.08	TECHNOLOGY	Equity
ALFA LAVAL	EUROPE	0.08	INDUSTRY	Equity
ALPHABET INC	AMER/USA	0.07	TECHNOLOGY	Equity
AMUNDI 12 M-I	EUROPE	19.76	FINANCE	Fund
AMUNDI STAR 2-IC	EUROPE	20.31	FINANCE	Fund
AMUNDI ULTRA SHORT B SRI	EUROPE	18.90	FINANCE	Fund
AON	AMER/USA	0.28	FINANCE	Equity
APOLLO HOSPITALS ENTERPRISE	PAC/INDIA	0.06	HEALTH CARE	Equity
APPLE INC	AMER/USA	0.30	TECHNOLOGY	Equity
ARCA CONTINENTAL	AMER/USA	0.05	CONS. STAPLES	Equity
ARCHER-DANIELS-MIDLAND CO	AMER/USA	0.72	CONS. STAPLES	Equity
ARISTA NETWORKS INC	AMER/USA	0.09	TECHNOLOGY	Equity
ASSTEAD GROUP PLC	EUROPE	0.08	INDUSTRY	Equity
ASM INTERNATIONAL	EUROPE	0.26	TECHNOLOGY	Equity
ASML HOLDING NV	EUROPE	0.16	TECHNOLOGY	Equity
ATEA	EUROPE	0.13	TECHNOLOGY	Equity
AVENUE SUPERMARTS	PAC/INDIA	0.10	CONS. STAPLES	Equity
AXON ENTERPRISE	AMER/USA	0.09	INDUSTRY	Equity
BE SEMICONDUCTOR INDUSTRIES	EUROPE	0.13	TECHNOLOGY	Equity
BHARTI AIRTEL	PAC/INDIA	0.15	COMM. SERVICES	Equity
BOOKING HOLDINGS	AMER/USA	0.26	CONS. DISCRET.	Equity
BOSTON SCIENTIFIC CORP	AMER/USA	0.05	HEALTH CARE	Equity
BROADCOM INC	AMER/USA	0.09	TECHNOLOGY	Equity
BURCKHARDT COMPRESSION	EUROPE	0.15	INDUSTRY	Equity
CATERPILLAR	AMER/USA	0.25	INDUSTRY	Equity
CHARTER COMMUNICATIONS	AMER/USA	0.44	COMM. SERVICES	Equity
CHEVRON	AMER/USA	0.44	ENERGY	Equity
CINTAS CORP	AMER/USA	0.07	INDUSTRY	Equity
CLEAN HARBORS	AMER/USA	0.08	INDUSTRY	Equity
COMCAST CORP-CLASS A	AMER/USA	0.24	COMM. SERVICES	Equity
COMFORT SYSTEMS	AMER/USA	0.11	INDUSTRY	Equity
CONOCOPHILLIPS	AMER/USA	0.23	ENERGY	Equity
CSX	AMER/USA	0.17	INDUSTRY	Equity
DECKERS OUTDOOR CORP	AMER/USA	0.80	CONS. DISCRET.	Equity
DEUTSCHE BOERSE AG	EUROPE	0.09	FINANCE	Equity
DIDI GLOBAL INC	PAC/CHINA	0.04	INDUSTRY	Equity
DINO POLSKA SA	EUROPE	0.11	CONS. STAPLES	Equity
DLF LTD	PAC/INDIA	0.08	FINANCE	Equity
DR HORTON INC	AMER/USA	0.06	CONS. DISCRET.	Equity
DUOLINGO	AMER/USA	0.03	CONS. DISCRET.	Equity
EICHER MOTORS LTD	PAC/INDIA	0.07	CONS. DISCRET.	Equity
ETSY	AMER/USA	0.46	CONS. DISCRET.	Equity
...

Source: TreeTop Asset Management S.A.

Portfolio Composition as of 28 June 2024 (2/3)

U+A49:E94	Region	% portf.	Sector	Type of security
...
EXXON MOBIL	AMER/USA	0.25	ENERGY	Equity
FERRARI NV	EUROPE	0.07	CONS. DISCRET.	Equity
FISERV	AMER/USA	0.21	FINANCE	Equity
GN STORE NORD A/S	EUROPE	0.05	CONS. DISCRET.	Equity
GODREJ PROPERTIES LTD	PAC/INDIA	0.09	FINANCE	Equity
GRUMA S.A.B.	AMER/USA	0.05	CONS. STAPLES	Equity
GRUPPO MUTUIONLINE SPA	EUROPE	0.09	FINANCE	Equity
HCA HOLDINGS INC	AMER/USA	0.30	HEALTH CARE	Equity
HILL & SMITH HOLDINGS PLC	EUROPE	0.09	MATERIALS	Equity
HILTON WORLDWIDE HOLDINGS IN	AMER/USA	0.13	CONS. DISCRET.	Equity
HOLCIM	EUROPE	0.10	MATERIALS	Equity
HSBC	EUROPE	0.06	FINANCE	Equity
HYNIX WRT	PAC/KOREA	0.04	TECHNOLOGY	Equity
ICICI BANK	PAC/INDIA	0.08	FINANCE	Equity
INDIAN HOTELS CO LTD	PAC/INDIA	0.07	CONS. DISCRET.	Equity
INTER & CO INC - BDR	AMER/BRAZIL	0.06	FINANCE	Equity
INTERDIGITAL	AMER/USA	0.04	TECHNOLOGY	Equity
INTUITIVE SURGICAL INC	AMER/USA	0.06	HEALTH CARE	Equity
KALYAN JEWELLERS INDIA	PAC/INDIA	0.03	CONS. DISCRET.	Equity
KANZHUN	PAC/CHINA	0.05	COMM. SERVICES	Equity
KHANG DIEN HOUSE TRAD. AND INVEST. WRT (CLSA)	PAC/VIETNAM	0.06	FINANCE	Equity
KIA CORP WRT	PAC/KOREA	0.04	CONS. DISCRET.	Equity
LAM RESEARCH CORP	AMER/USA	0.18	TECHNOLOGY	Equity
LOCKHEED MARTIN CORP	AMER/USA	0.26	INDUSTRY	Equity
LPP	EUROPE	0.17	CONS. DISCRET.	Equity
MACROTECH DEVELOPERS	PAC/INDIA	0.14	INDUSTRY	Equity
MAKEMYTRIP LTD	PAC/INDIA	0.09	CONS. DISCRET.	Equity
MARATHON PETROLEUM	AMER/USA	0.11	ENERGY	Equity
MARRIOTT	AMER/USA	0.13	CONS. DISCRET.	Equity
MAX HEALTHCARE INSTITUTE LTD	PAC/INDIA	0.07	HEALTH CARE	Equity
MERCADOLIBRE INC	AMER/ARGENTINA	0.10	TECHNOLOGY	Equity
META PLATFORMS	AMER/USA	0.23	COMM. SERVICES	Equity
METSO CORP	EUROPE	0.10	INDUSTRY	Equity
MIDEA	PAC/CHINA	0.04	CONS. DISCRET.	Equity
MUNTERS	EUROPE	0.13	INDUSTRY	Equity
NOVO NORDISK A/S-B	EUROPE	0.10	HEALTH CARE	Equity
NU	AMER/BRAZIL	0.05	FINANCE	Equity
NVIDIA CORP	AMER/USA	0.09	TECHNOLOGY	Equity
PARKER HANNIFIN	AMER/USA	0.05	INDUSTRY	Equity
PARTNERS GROUP HOLDING	EUROPE	0.10	FINANCE	Equity
PAYPAL HOLDINGS INC	AMER/USA	0.52	FINANCE	Equity
PHILLIPS 66	AMER/USA	0.31	ENERGY	Equity
PINDUODUO	PAC/CHINA	0.06	CONS. DISCRET.	Equity
PROGRESSIVE	AMER/USA	0.08	FINANCE	Equity
PROYA COSMETIC-A WRT (CLSA)	PAC/CHINA	0.06	CONS. STAPLES	Equity
...

Source: TreeTop Asset Management S.A.

Portfolio Composition as of 28 June 2024 (3/3)

Underlying	Region	% portf.	Sector	Type of security
...
PVA TEPLA	EUROPE	0.08	TECHNOLOGY	Equity
QUANTA SERVICES	AMER/USA	0.06	INDUSTRY	Equity
RELX	EUROPE	0.09	INDUSTRY	Equity
RHEINMETALL	EUROPE	0.06	INDUSTRY	Equity
RIGHTMOVE	EUROPE	0.11	COMM. SERVICES	Equity
RINGKJOEBING LANDBOBANK	EUROPE	0.11	FINANCE	Equity
RTX CORP	AMER/USA	0.49	INDUSTRY	Equity
S.O.I.T.E.C.	EUROPE	0.06	TECHNOLOGY	Equity
SALESFORCE	AMER/USA	0.16	TECHNOLOGY	Equity
SAMSUNG ELECTRONICS WRT (CLSA)	PAC/KOREA	0.07	TECHNOLOGY	Equity
SAP	EUROPE	0.14	TECHNOLOGY	Equity
SDIPTech	EUROPE	0.06	INDUSTRY	Equity
SHARKNINJA	AMER/USA	0.04	CONS. DISCRET.	Equity
SIKA AG-REG	EUROPE	0.08	MATERIALS	Equity
SPIE	EUROPE	0.05	INDUSTRY	Equity
SUESS MICROTEC	EUROPE	0.09	TECHNOLOGY	Equity
SYNOPSIS	AMER/USA	0.07	TECHNOLOGY	Equity
TAIWAN SEMICONDUCTOR MANUFAC	PAC/TAIWAN	0.04	TECHNOLOGY	Equity
TECHNOGYM	EUROPE	0.12	CONS. DISCRET.	Equity
TENCENT HOLDINGS LTD	PAC/CHINA	0.03	TECHNOLOGY	Equity
TENCENT MUSIC	PAC/CHINA	0.08	COMM. SERVICES	Equity
T-MOBILE US INC	AMER/USA	0.31	COMM. SERVICES	Equity
TOKMANNI GROUP CORP	EUROPE	0.08	CONS. DISCRET.	Equity
TREETOP WORLD ESG LEADERS EQUITY INDIA-X-IH	EUROPE	11.82	FINANCE	Fund
TRENT	PAC/INDIA	0.11	CONS. DISCRET.	Equity
TRIP.COM GROUP LTD	PAC/CHINA	0.10	CONS. DISCRET.	Equity
TVS MOTOR CO LTD	PAC/INDIA	0.08	CONS. DISCRET.	Equity
UBER TECHNOLOGYS INC	AMER/USA	0.07	INDUSTRY	Equity
ULTA BEAUTY INC	AMER/USA	0.56	CONS. DISCRET.	Equity
UNITED RENTALS	AMER/USA	0.22	INDUSTRY	Equity
VALERO ENERGY CORP	AMER/USA	0.25	ENERGY	Equity
VARUN BEVERAGES	PAC/INDIA	0.13	CONS. STAPLES	Equity
VAT Group	EUROPE	0.19	MATERIALS	Equity
VERTIV HOLDINGS CO	AMER/USA	0.08	INDUSTRY	Equity
WARTSILA	EUROPE	0.16	INDUSTRY	Equity
WELLS FARGO & CO	AMER/USA	0.76	FINANCE	Equity
ZOMATO	PAC/INDIA	0.21	CONS. DISCRET.	Equity
TOTAL		98.39		

Source: TreeTop Asset Management S.A.

GLOSSARY

The word "**FUND**" is used as a generic term to designate a SICAV or a sub-fund of a SICAV.

CONSUMER DISCRETIONARY SECTOR: The Consumer Discretionary Sector encompasses those businesses that tend to be the most sensitive to economic cycles. Its manufacturing segment includes automotive, household durable goods, leisure equipment and textiles & apparel. The services segment includes hotels, restaurants and other leisure facilities, media production and services, and consumer retailing and services.

CONSUMER STAPLES SECTOR: The Consumer Staples Sector comprises companies whose businesses are less sensitive to economic cycles. It includes manufacturers and distributors of food, beverages and tobacco and producers of non-durable household goods and personal products. It also includes food & drug retailing companies as well as hypermarkets and consumer super centers.